

2-Hour Dynamic Skill-Building Seminar:
How To Build An **Income-Generating**
Skillset That Can Provide Continuous
Financial Stability... *For A Lifetime!*



Presented by Mark Soberman



PREMIER
TRADER
UNIVERSITY

Why You Should Listen to Us...



- Our marketing wasn't fluff – we're going to deliver on our promise to provide you an education today
- Maybe in these 2 hours I can *teach* you and influence the rest of your trading life!
 - Yes I mean 2 hours and you'll want to get your pen and notepad ready now!
- The education doesn't stop after 2 hours, wait until you hear what you get on the USB!

What We're Going To Cover Today



- Three impactful sessions for your lifetime of trading
 1. The hottest and potentially most lucrative markets in 2012 and beyond (Forex traders - pay attention!)
 2. The "lost & forgotten" opportunities in the markets that will really make you want to take a 2nd look...
 3. How to grow and scale a trading business faster than any business opportunity on the planet!
- Introduction to Premier Trader University
- Q&A Session (Ask Us Anything)

But First, Who We Are...



Mark Soberman



Brian Short



Will Feibel



TJ Noonan



Mike Rykse



Bob Malinowski



Ron Weiland

The Hottest And Potentially Most Lucrative Markets In 2012 And Beyond (it's not what you think!)

Why You Should Pursue Trading

- Unlimited Opportunity
 - Billions of shares/contracts/pairs traded daily
- Minimal Start-Up Capital
- Controlled Leverage
- Controlled Risk & Reward
- No Employees, Limited Overhead
- You Decide Your Hours & Schedule
- Part-Time Commitment – Full-Time Potential
- If Done Right It's a Great Profession and Business

2012 & Beyond Profit Opportunities



PREMIER
TRADER
UNIVERSITY

- Your Choices for Active Trading
 - Day Trading or Swing Trading
 - Futures (Stock Indexes, Energy, Metals, Agricultural, Interest Rate)
 - Forex (US Dollar, Euro Dollar, Pound, Aussie)
 - Stock/ETF & Options (Apple, Google, QQQ)

- What's Working Best Right Now?

2012 & Beyond Profit Opportunities



- If You Want to Daytrade
 - Think Futures....not Forex
- If You Want to Swing Trade
 - Think Forex, or Stocks/ETFs & Options (find out why shortly)
- Let's Talk About Daytrading and the Futures...

Why is Forex Day Trading Flawed?



In 17 years in business, I know more people succeeding at **Futures** than day trading Forex for these reasons...

- Lack of centralized trading - do you trust your broker to set a market?
- Constant complaints over differences in set-ups, executions, stop outs, targets being missed
- Crazy commissions - fixed spreads (2 pips to make 10 pips doesn't work)
- The deep freeze - frozen markets, frozen platforms
- Arbitrary widening of spreads wiping out all profit opportunities
- Disappearing liquidity - day trading only works WITH liquidity assured
- Slow - markets are slower than you think (takes more time than Futures)

Ever wonder why you hear so little about long-term successful Forex day traders?

Why Does Futures Daytrading Work?



- Liquidity – Billions Change Hands Daily

	Average Daily Volume	\$ Changing Hands/Daily
S&P e-Mini	2616279	\$180,261,623,100
Dow e-Mini	159986	\$20,798,180,000
Nasdaq e-Mini	290501	\$19,173,066,000
Gold	165684	\$26,840,808,000
Natural Gas	411380	\$13,229,980,800
Crude Oil	599674	\$53,736,787,140
Corn	38236	\$1,529,440,000
Soybean	232744	\$19,550,496,000
10 Year T-Notes	702460	\$94,129,640,000

More Leverage Than You'll Ever Need



PREMIER
TRADER
UNIVERSITY

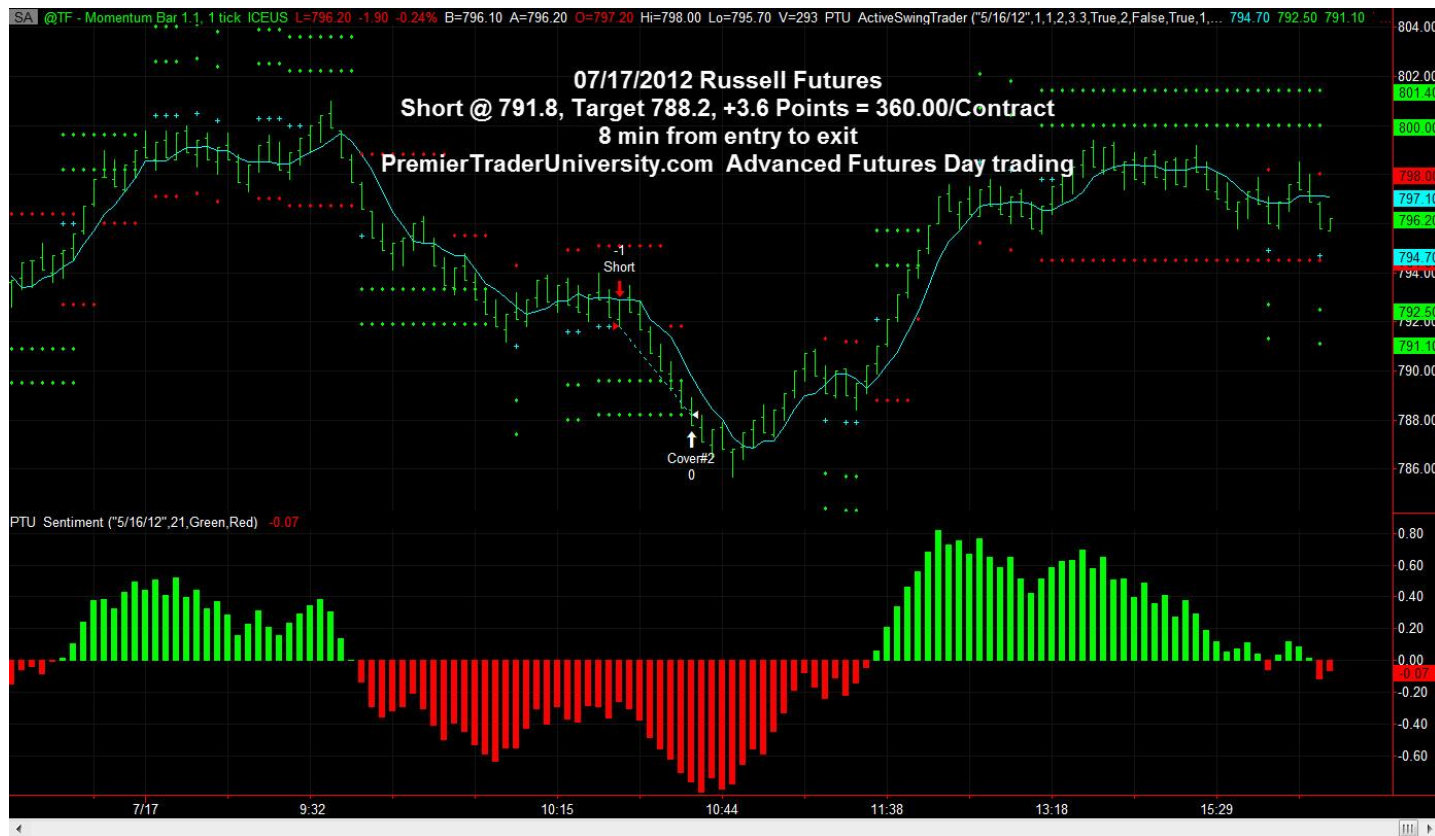
- Leverage – 10:1 up to 90:1 Depending Upon Volatility

	Average	\$ Changing	Full	You
	<u>Daily Volume</u>	<u>Hands/Daily</u>	<u>Margin</u>	<u>Control</u>
S&P e-Mini	2616279	\$180,261,623,100	\$4,375	\$68,900
Dow e-Mini	159986	\$20,798,180,000	\$3,125	\$130,000
Nasdaq e-Mini	290501	\$19,173,066,000	\$2,500	\$66,000
Gold	165684	\$26,840,808,000	\$8,438	\$162,000
Natural Gas	411380	\$13,229,980,800	\$3,105	\$32,160
Crude Oil	599674	\$53,736,787,140	\$6,885	\$89,610
Corn	38236	\$1,529,440,000	\$2,700	\$40,000
Soybean	232744	\$19,550,496,000	\$5,062	\$84,000
10 Year T-Notes	702460	\$94,129,640,000	\$1,485	\$134,000

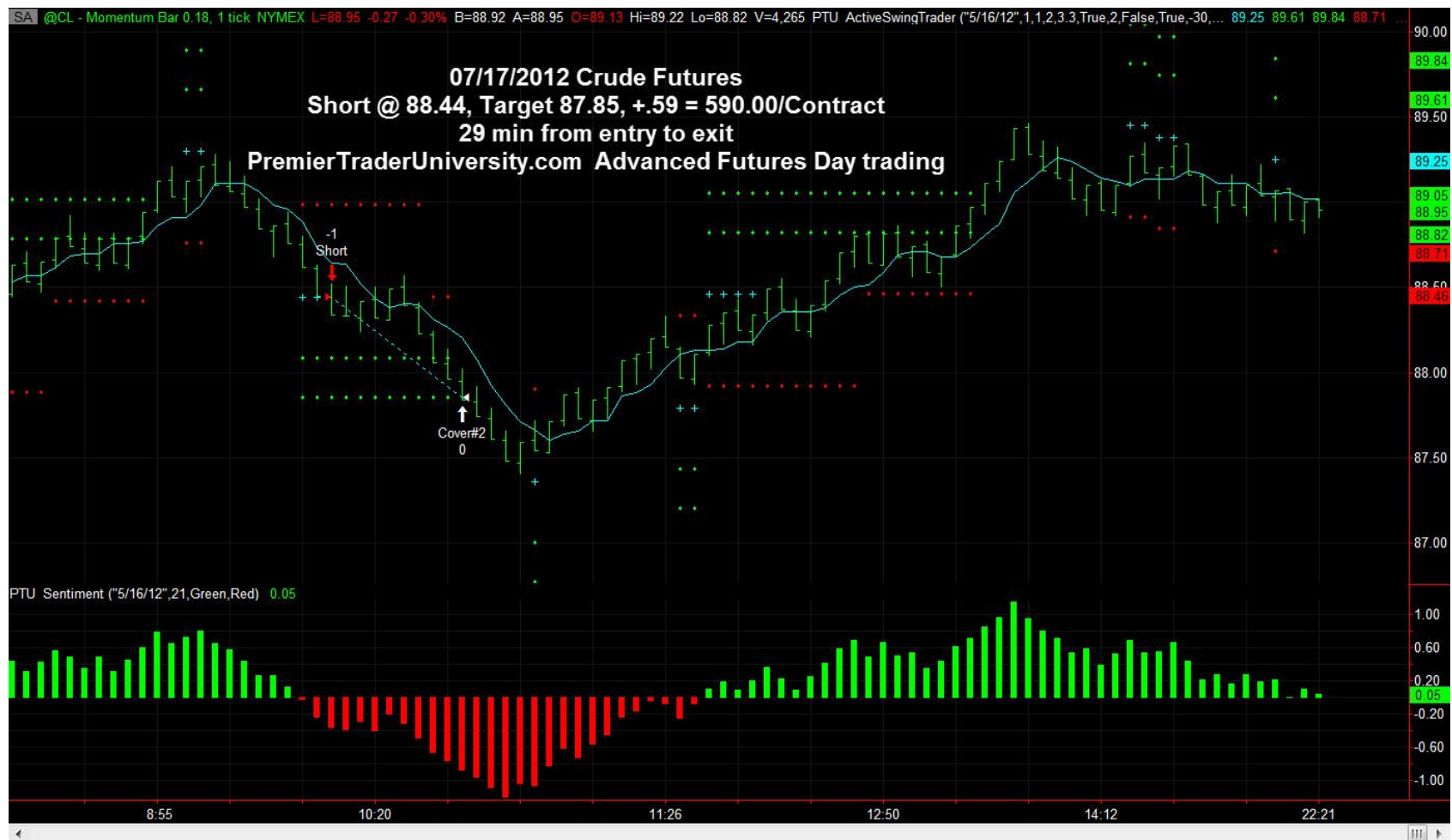
Futures Trading is Never a Gamble



- You always know your risk in advance
- You always know your edge on a trade
 - Realistic 65%+, don't fall for 80%, 90%+ falsehoods



PTU Structure – Entry, Target, Stop



Costs are Kept to a Minimum

- Russell e-Mini: \$5 Commissions Plus \$0 - \$10 slippage (1.2% - 3.7%)
 - Average Target = \$400/contract
- S&P e-Mini: \$5 Commissions Plus \$0 - \$12.50 slippage
 - Average Target = \$250/contract
- Crude Oil: \$5 Commissions Plus \$0 - \$10 slippage
 - Average Target = \$590/contract
- Gold Futures: \$5 Commissions Plus \$0 - \$10 slippage
 - Average Target = \$620/contract

Forex Target = 20 Spread = 2 or 3 or 10%-15% of
Target

You Have Many Choices

- Find markets perfect for you based on time of day or night, leverage, account size required, volatility
 - Stock
 - Energy
 - Metals
 - Agriculture
 - Foreign Currency
 - Interest Rate
- US and European Major Market Hours
- PTU Gives You Exact Trade Plans in All These Opportunities!

Take Just 10% - 25% of Range Daily



	Average	Recent
	<u>Range/Day</u>	<u>\$/Range</u>
S&P e-Mini	21	\$1,035
Dow e-Mini	190	\$950
Nasdaq e-Mini	50	\$1,250
Gold	23	\$2,310
Natural Gas	0.14	\$1,400
Crude Oil	2	\$2,260
Corn	32	\$1,575
Soybean	55	\$2,750
10 Year T-Notes	1	\$500

No Marathons – No Sprints

- Marathons – There is NO Reward to trading numerous hours daily
 - Only a few hours out of every 24 are profitable
 - Most make less the more they trade
- Sprints – There is NO reward trying to ‘scalp’ your trades
 - Costs are too high – commissions, slippage, noise
- Look for trades that take from 10% - 25% of the Daily Trading Range (see Average True Range – ATR)



Is there a Secret Formula?

- Holy grail formula about to be revealed
 - Trading system with odds in your favor PLUS
 - Training to execute system and trading nuances PLUS
 - Starting capital to afford your chosen market PLUS
 - 1-2 hours daily to execute that trading business plan PLUS
 - Discipline, patience, and tools of the trade
- This is our focus with PTU: system + training

Starting Capital Requirements

- \$5,000 USD+
- Ignore broker minimal margins (can be \$1,000 per market – you cannot succeed at that leverage)
- 2% - 3% max risk means \$5K - \$25K/contract pending the market traded
- Over time push that below 1% ASAP

Here's a Trading Example



Rather Be Swing Trading?

- Forex can be perfect for swing trading
 - So can stock & options as you'll learn in a few moments
- Need 15 – 30 minutes/daily on average
- No need to monitor every “tick”
- Trade from anywhere in the world
- A few cautions:
 - Overnight exposure
 - 24/5 potential stress
 - Patience required

How We Make Swing Trading Easier



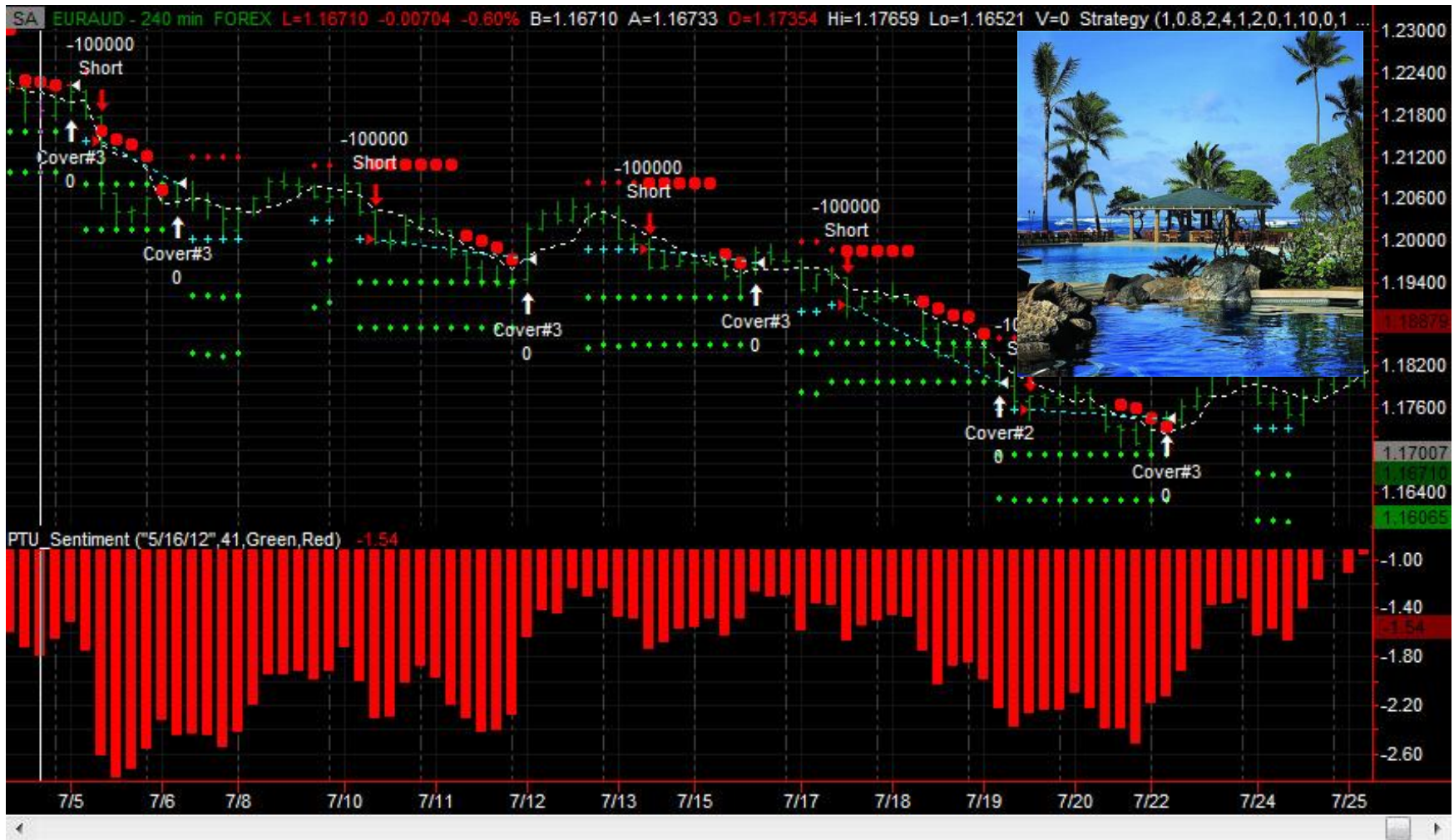
- 24 hours a day becomes manageable by...
 - Snapshot trading
 - Getting in synch trading
 - Trade zones

Our PTU Forex Swing Trade Plans Incorporate All of These Advantages

Lifestyle Trading Made Easier



PREMIER
TRADER
UNIVERSITY



More Trade Secrets Revealed

- If you day trade...Avoid “time intervals” (1 minutes, 5 minute, 15 minutes bars)
 - Too slow to respond to fast markets, Too fast to plot in slow markets
- Embrace range bars (or tick bars)
- Do not use “frozen” range bars – results will fail over time
 - Markets do not stay the same at all times

Check-Out These Variances of ATR

- Just This Year....and it's sometimes more dramatic

	January	April	July	<u>25% Range</u>
S&P e-Mini	20	15	21	3.75 to 5.25
Dow e-Mini	190	118	179	29 to 48
Dax Index	135	115	133	28 to 34
Crude Oil	2.56	2.29	3.18	0.57 to 0.80
Gold	35	27	26	6 to 8.75

- Do you think you can trade successfully without having a dynamic approach?
- What's the solution?
 - Base your ranges on a percentage of the ATR

Trade Zones and Dead Zones

- U.S. Stock Index Futures: 9:33am EST – 11:00am EST
- Energy Futures: 9:00am EST – 10:30am EST
- Metals Futures: 8:05am EST – 11:00am EST
- European Futures: 2:00am EST – 5:00am EST

Power of Quitting...Yes, Quitting



- Double the Time for Two Times the Profit?
- Save Yourself Time, Stress, Costs, Slippage, Commissions

	POQ = 1		POQ = 2	
	<u>Profits</u>	<u>Average</u>	<u>Profits</u>	<u>Average</u>
Dow e-Mini	\$4,825	\$41	\$2,665	\$19
Crude Oil	\$9,570	\$65	\$8,480	\$44
Dax Futures	\$21,149	\$211	\$22,655	\$177
Silver	\$15,300	\$255	\$17,200	\$251

Realistic Expectations & Drawdowns



Drawdown is a Reality for All Traders – Sometimes the Market is Very Generous... Sometimes Not So Much

CTA Flash Reports

Top Traders For The Current Month

As of Jun-2012

Rank	CTA Name	One Month	1 Year Drawdown	1 Year Std. Deviation
1	Ditsch Trading LLC (Prop Performance)	46.16%	-29.68%	19.46%
2	Ditsch Trading LLC (MAP)	46.16%	-29.68%	19.58%
3	Opus Futures, LLC (Diversified Futures) *QEP*	33.55%	-25.35%	16.82%
4	Forecast Trading Group (Forecast Portfolio) *QEP*	21.12%	-15.76%	9.15%
5	AIS Futures Mgmt (MAAP 6X) *QEP*	19.00%	-53.17%	20.25%
6	Kinkopf Capital Mgmt, LLC (S&P) *PROP*	18.80%	-12.00%	7.95%
7	White Indian (Futures 6)	18.59%	-32.80%	13.13%
8	Paramount Capital Management (Managed Account Program)	18.13%	-21.14%	11.20%
9	White Indian (Options 5)	14.46%	-27.45%	8.42%
10	Rosetta Capital Mgmt, L.L.C. (Global Macro) *QEP*	14.28%	-14.20%	7.61%

Realistic Expectations & Drawdowns



Retail traders have an edge: we can day trade, avoid overnight exposure and extended drawdowns, have plenty of liquidity, trade virtually any futures market even lower volume markets

CTA Flash Reports

Top Traders Year To Date (Managing Over \$10M)

As of Jun-2012

Rank	CTA Name	Year To Date	1 Year Drawdown	1 Year Std. Deviation
1	Ditsch Trading LLC (Prop Performance)	79.30%	-29.68%	19.46%
2	Ditsch Trading LLC (MAP)	75.88%	-29.68%	19.58%
3	Clarke Capital Mgmt (Global Magnum)	50.28%	-7.43%	7.99%
4	Clarke Capital Mgmt (Millennium)	29.35%	-17.77%	16.48%
5	LJM Partners, Ltd. (Option Writing) *QEP*	29.34%	-40.28%	12.18%
6	Global Ag LLC (Capsule A) *QEP*	22.32%	-12.10%	7.94%
7	RAM Management Group (MRTP-Aggressive)	17.14%	-7.76%	8.01%
8	Clarke Capital Mgmt (Worldwide)	16.85%	-19.74%	12.01%
9	Protec Energy Partners LLC (ET1)	15.04%	-5.95%	4.36%
10	Rosetta Capital Mgmt, LLC (Rosetta Program) *QEP*	14.55%	-3.23%	3.72%

Success is Not Where You Enter

- Most of your success has nothing to do with where you enter – what else is there?
 - Your targets & stops
 - Your risk management
 - Your ability to handle the order management system
 - Your speed of execution
 - Your ability to eliminate 99% of the mistakes
 - Your ability to adhere to the plan
 - Your ability to survive the drawdowns
 - Your ability to scale and downsize
- This is why Premier Trader University works!

Remember, Trade Differently

- Most people trade the wrong way, the wrong markets, the wrong strategy
- Do not follow/chase the crowd
- Trade differently even if it's against the current sentiment
- The best traders profit in all market conditions



- Next Up, Mike Rykse....



The "Lost & Forgotten"
Opportunities In Stocks &
Options Trading

Why Options?

- Versatility
- Popularity
- Leverage
- Strategies can be used across so many different markets
- Diversify

How Do I Create A Watch List?

- Diversify – try and have different sectors covered (tech, energy, financial, index, retail, commodity)
- Mix stocks and ETF's
- Use TradeStationHot List
- If trading options, make sure options are liquid
- Don't trade 50 different products

Sample PTU Watch List

- AAPL
- PCLN
- SPY
- IWM
- AMZN
- SLV
- JPM
- XLE

Sample Hot List



PREMIER
TRADER
UNIVERSITY

SPY	S&P Dep Receipts	1,182,495	132.96	0.98	0.74%	132.42	133.35	131.97	132.96	72,941,032	199,516	ARCX
ARNA	Arena Pharmaceuticals	322,188	11.13	2.28	25.76%	9.00	13.50	8.52	11.13	69,008,332	224,586	NASDAQ
IWM	iShares Russell 2000 Index Tr	250,182	77.11	0.91	1.19%	76.43	77.37	76.36	77.11	25,674,720	89,205	ARCX
AAPL	Apple Inc	244,687	573.73	1.70	0.30%	575.00	576.74	571.92	573.73	5,741,598	37,479	NASDAQ
QQQ	PowerShares QQQ Trust Series	220,380	62.77	0.25	0.40%	62.76	63.18	62.69	62.77	22,990,839	42,696	NASDAQ
FB	Facebook Inc	168,919	32.19	-0.91	-2.75%	32.46	32.90	31.90	32.19	24,603,124	73,289	NASDAQ
RIMM	Research In Motion	111,342	9.07	0.10	1.17%	8.86	9.27	8.86	9.07	12,369,498	41,768	NASDAQ
BAC	Bank of America Corporation	110,233	7.76	0.15	1.90%	7.68	7.82	7.61	7.76	81,335,988	73,403	NYSE
JPM	JPMorgan Chase & Co	109,930	36.47	0.76	2.13%	35.64	36.57	35.50	36.47	23,281,659	87,230	NYSE
EFA	iShares MSCI EAFE Index Tr	97,883	48.08	0.41	0.87%	47.84	48.21	47.72	48.08	15,225,484	32,222	ARCX
UNG	United States Natural Gas Fund	95,233	19.09	-0.08	-0.42%	19.91	20.04	19.00	19.09	23,422,835	56,139	ARCX
EEM	iShares MSCI Emerg Mkt Index F	89,678	37.58	0.17	0.45%	37.64	37.78	37.53	37.58	20,663,833	45,669	ARCX
GLD	SPDR Gold Trust	87,485	152.81	0.19	0.12%	153.30	153.45	152.15	152.81	4,249,959	17,846	ARCX
VXX	iPath S&P 500 VIX Short-Term	86,114	16.69	0.02	0.12%	16.41	16.75	16.18	16.69	21,654,057	59,005	ARCX
XLF	S&P Sel Financial Spdr Fund	85,972	14.26	0.15	1.06%	14.18	14.29	14.10	14.26	38,487,605	21,653	ARCX
INTC	Intel Corp	81,989	26.15	0.14	0.54%	26.11	26.34	26.06	26.15	17,588,146	63,169	NASDAQ
USO	United States Oil Fund LP	75,477	30.13	0.32	1.06%	30.12	30.37	29.95	30.13	7,762,651	19,747	ARCX
SLB	Schlumberger Ltd	74,622	61.27	1.60	2.68%	60.10	61.80	60.01	61.27	6,048,463	34,001	NYSE
EWZ	iShares MSCI Brazil Index Fd	72,549	49.05	-0.37	-0.76%	49.46	49.66	49.03	49.04	16,615,547	57,644	ARCX
MRK	Merck & Co	67,986	40.59	0.53	1.31%	40.09	40.75	39.97	40.59	9,302,426	36,733	NYSE
F	Ford Motor	67,472	10.00	-0.01	-0.10%	10.04	10.10	10.00	10.00	24,199,723	32,686	NYSE
CHK	Chesapeake Energy	67,033	17.73	0.68	3.99%	17.19	18.18	17.14	17.73	16,934,375	53,104	NYSE
GE	General Electric	56,847	20.07	0.27	1.36%	19.92	20.07	19.89	20.07	33,258,628	65,472	NYSE
GME	Gamestop Corp 'A'	54,283	17.79	0.31	1.77%	17.69	17.86	17.48	17.79	1,519,949	8,013	NYSE
APC	Anadarko Petroleum	52,439	62.16	1.71	2.83%	60.44	63.13	60.44	62.16	4,294,350	30,079	NYSE
MSFT	Microsoft Corp	51,034	30.09	0.07	0.23%	30.19	30.50	30.03	30.09	23,696,206	80,098	NASDAQ
UNH	UnitedHealth Group Inc	47,728	59.39	0.59	1.00%	59.50	60.60	58.82	59.39	5,469,135	30,717	NYSE
MON	Monsanto Co	47,619	81.08	3.21	4.12%	78.96	81.12	78.75	81.08	4,097,573	26,559	NYSE
FXI	iShares FTSE China 25	45,983	32.57	0.38	1.20%	32.64	32.78	32.54	32.57	10,009,893	29,343	ARCX
GDX	Market Vectors Gold Miners ETF	44,441	44.20	-0.25	-0.56%	44.70	44.80	43.68	44.20	7,901,203	32,924	ARCX
GOOG	Google Inc Cl A	42,907	569.74	5.06	0.90%	567.70	573.99	566.02	569.74	1,196,656	8,316	NASDAQ
SLV	iShares Silver Trust	40,855	26.12	-0.18	-0.67%	26.47	26.50	25.97	26.12	7,675,527	21,134	ARCX
XOM	Exxon Mobil	39,762	83.21	0.81	0.98%	82.81	83.64	82.71	83.21	8,501,274	47,677	NYSE
CMG	Chipotle Mexican Grill Inc	39,317	391.31	-24.10	-5.80%	413.00	414.99	390.66	391.31	1,648,963	12,537	NYSE
NOK	Nokia Corp ADS	37,828	2.20	0.04	1.85%	2.21	2.23	2.14	2.20	19,930,562	18,804	NYSE
AET	Aetna Inc	37,571	40.90	0.22	0.54%	40.39	41.41	40.08	40.90	2,090,993	12,599	NYSE
POT	Potash Corp Saskatchewan	37,073	42.95	0.45	1.06%	42.78	43.43	42.70	42.95	7,107,892	41,466	NYSE
XOP	SPDR S&P Oil & Gas Exploration	34,200	47.46	1.44	3.13%	46.45	47.80	46.40	47.46	4,851,879	14,227	ARCX
LEN	Lennar Corp/A'	34,118	28.50	1.11	4.05%	28.53	29.44	28.04	28.50	14,330,694	64,332	NYSE
FMCN	Focus Media Holding Spon ADR	33,539	22.36	1.01	4.73%	21.65	22.54	21.35	22.36	1,912,247	9,990	NASDAQ
VVUS	Vivus Inc	33,429	27.96	1.57	5.95%	26.69	29.42	26.37	27.96	10,379,899	49,404	NASDAQ

How Do I Test?

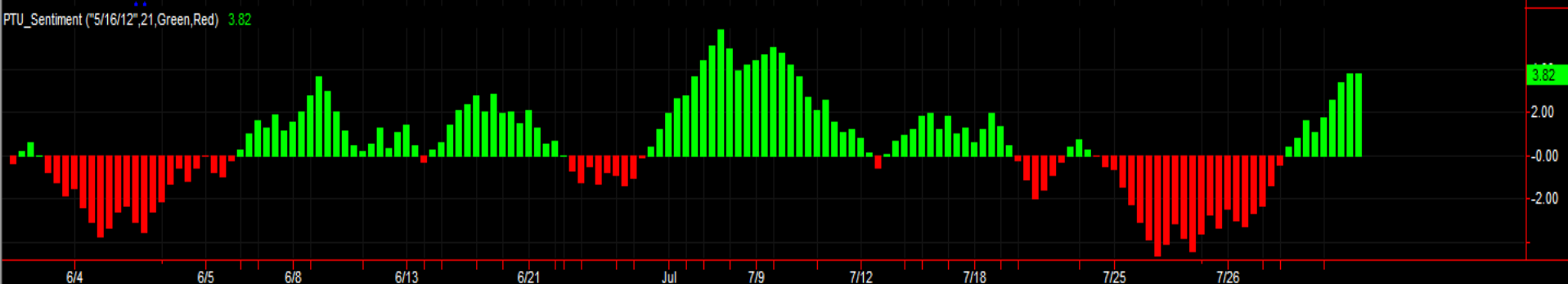
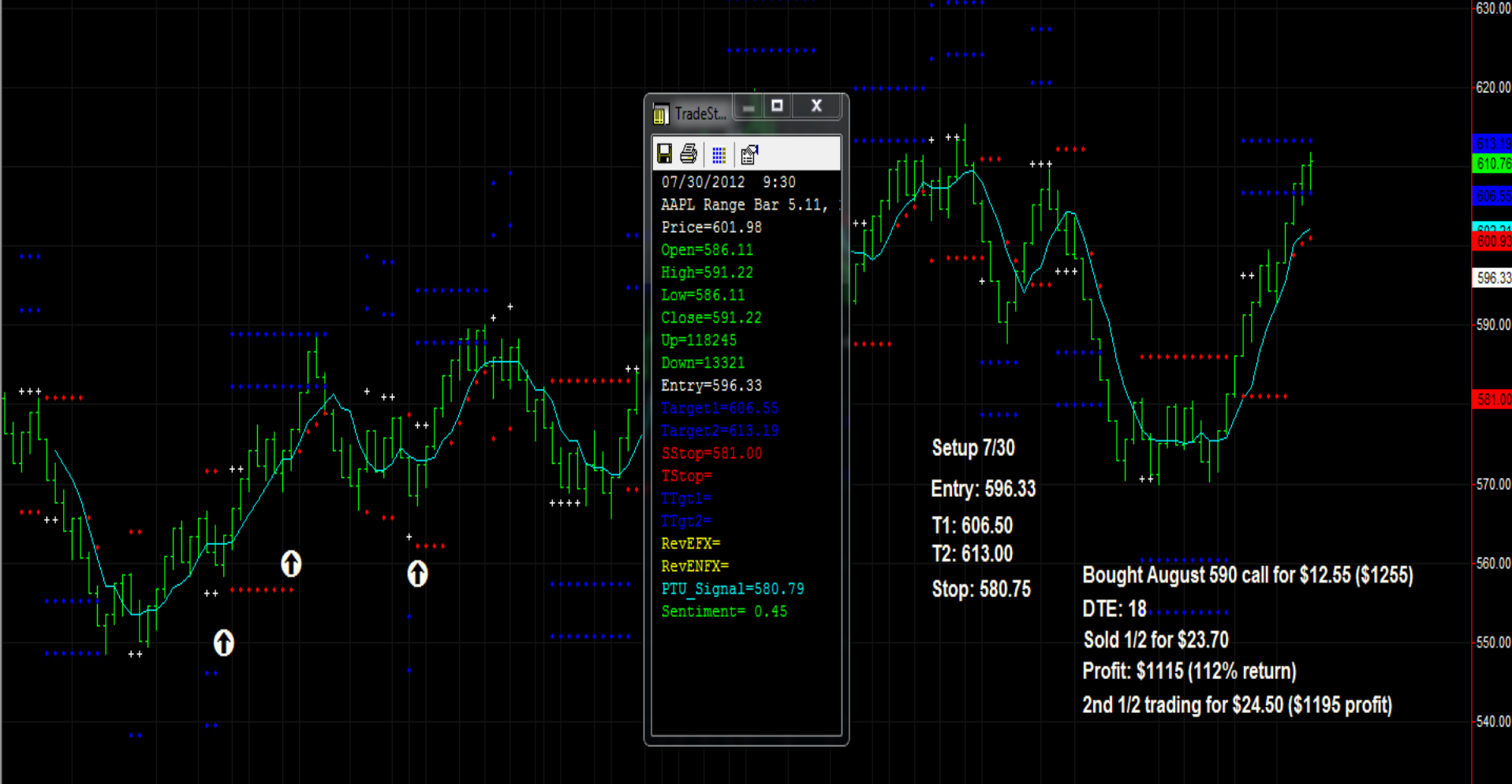
- Go back in time and document trades
 - Make sure range settings are changed each month
 - For permanent names go back further
 - Use a spreadsheet or notebook to track trades
- Don't change markets after a few losers
 - Be very slow to change
- Stats to keep an eye on:
 - Win %
 - Losing streaks
 - Profit
 - Average holding time
 - Money management methods

Daily Routine

- Come in a few times per day
 - Before open
 - Lunch
 - Before close
- Set price alerts on the charts
- Don't over trade or over manage

Apple Trade

- 7/30 Setup
- Entry \$596.33, T1: \$606.50, T2: \$613.00, S: \$580.75
- Bought August 590 Call for \$12.55
- Sold ½ 7/31 for \$23.70 (\$1115 profit or 112% return)
- Second ½ still going, selling at \$24.50 (\$1195 profit)



Stock and Options Major Training Preview



PREMIER
TRADER
UNIVERSITY

- Setting up a watch list
- What to look for when testing
- Trade plans (14-16)
- Step by step options criteria
- Trade examples

Trading as a Business

What Can I Trade?

- Size of risk & reward
- Winning & losing streaks
- Margin requirements
- Account sizes based upon risk tolerance

Understand the Risk on Each Trade

- Based on historical results
- Average loss per trade
- Maximum loss
- Statistical deviations

Losing Streaks (Van Tharp)



Losing Streaks

Table 6-3: Losing Streaks as a Function of Winning Percentage

System Win Percent	100%	Average	10% Probability	1% Probability	Maximum
80%	2	3	4	5 to 6	7
75%	3	3	5	6 to 7	9
70%	3	3	5 to 6	7 to 8	10
65%	3	4	6 to 7	8 to 9	13
60%	4	5	7	9 to 10	14
55%	4	5	8	10 to 11	16
50%	5	6	9	12	19
45%	6	7	10	13 to 14	22
40%	7	8	11 to 12	15 to 16	25
35%	8	9	13 to 14	18 to 19	34
30%	9	11	15 to 16	22	38
25%	10	13	18 to 19	25 to 26	41
20%	12	15	22 to 23	32	51



Why Do Losing Streaks Matter?

- Wins and losses occur in clusters – the dream

847.4	845.9	osob		
847.4	847.3	t		
846.3	845.3	gbb		
846.3	846.2	t		
		b		
		t		
845.9	844.5	b	stop-rev	Small Bar
845.9	844.8	t		
		osob		
		t		
		b		
		t		
		re		

ok	1.5	
ok	0.1	
ok	1.0	
ok	0.1	2.7
ok	(-1.7)	
ok	(-1.7)	
ok	1.4	
ok	1.1	
ok	(-0.8)	
ok	(-0.8)	
ok	1.6	
ok	3.7	2.8
ok	1.4	



Why Do Losing Streaks Matter?

- Wins and losses occur in clusters – Euphoria!

819.7	819.6	gbb		
819.7	819.6	t		
818.7	816.8	gbb		
818.7	817.6	t		
824.3	822.6	osob		
824.3	822.1	t		
822.9	820.9	b		
822.9	822.1	t		
821.2	821.1	re		
821.2	821.1	t		
832.9	832.8	b		
832.9	832.8	t		

ok	0.1	
ok	0.1	
ok	1.9	
ok	1.1	3.2
ok	1.7	
ok	2.2	
ok	2.0	
ok	0.8	
ok	0.1	
ok	0.1	6.9
ok	0.1	
ok	0.1	

Why Do Losing Streaks Matter?

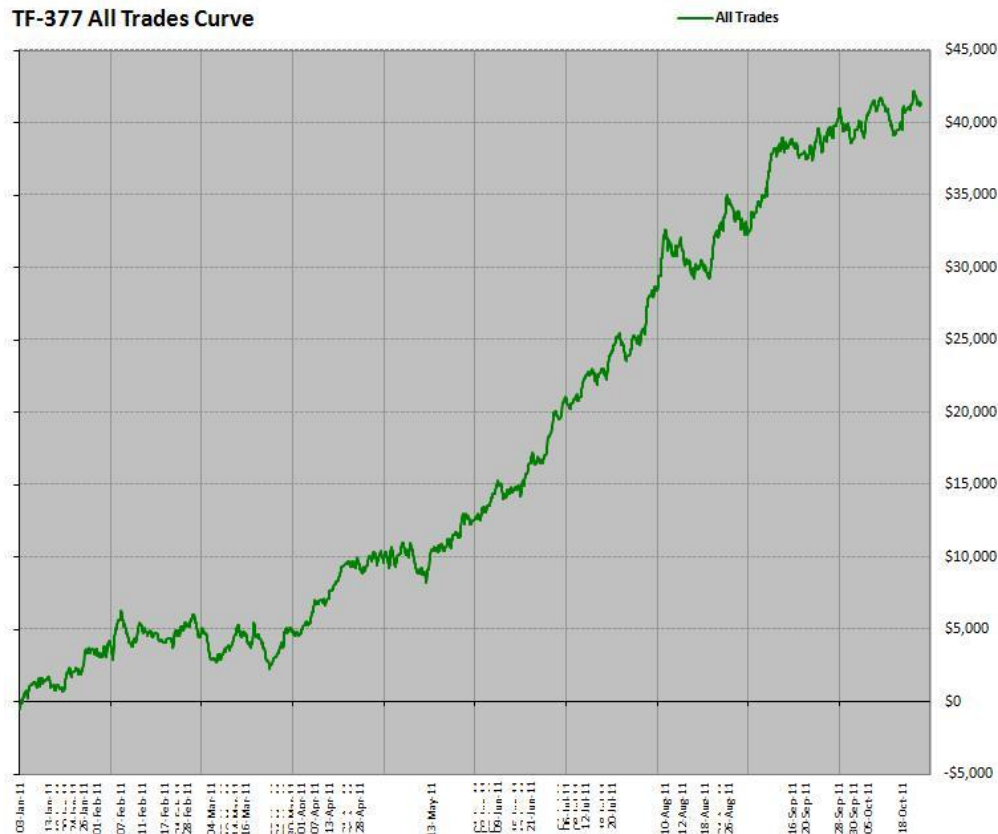
- Wins and losses occur in clusters – the world is ending!!!

					Median Pts	0.1	2.5
		t			ok	0.1	
		re	stop-rev	KeyLevel A	ok	(-1.9)	
		t			ok	(-1.9)	
847.7	849.6	osob			ok	(-1.9)	
847.7	849.6	t			ok	(-1.9)	
		re			ok	(-1.2)	
		t			ok	(-1.2)	
849.4	851.1	osob			ok	(-1.7)	
849.4	851.1	t			ok	(-1.7)	
848.9	849.8	osob			ok	(-0.9)	
848.9	849.8	t			ok	(-0.9)	
848.9	849.8	b			ok	(-0.9)	
848.9	849.8	t			ok	(-0.9)	
		b			ok	0.1	
		t			ok	0.1	(-21.0)

Why Do Losing Streaks Matter?



- Wins and losses occur in clusters – the big picture



Calculating Drawdowns

- Drawdown = Loss per trade X Length of losing streak
- Example: \$200 loss per trade, 65% win rate
 - 100% probability of 3 losses in a row
 - $\$200 \times 3 = \600
 - 10% probability of 7 losses in a row
 - $\$200 \times 7 = \$1,400$
 - 1% probability of 9 losses in a row
 - $\$200 \times 9 = \$1,800$
- Don't Underfund your brokerage account

Margin Requirements

- Margin will vary by broker and over time
- Types of margin:
 - Intraday– for trades initiated and closed during regular market hours
 - Overnight – for trades initiated or held outside regular market hours
 - Initial – minimum account equity required to purchase on margin
 - Maintenance – minimum account equity to hold a position on margin

Margin Requirements

- Interactive Brokers 5/29/12 (Yes, we have Trade Plans for all these markets)

Instrument	Intraday Initial	Intraday Maintenance	Overnight Initial	Overnight Maintenance
ES	2188	1750	4375	3500
TF	3750	3000	7500	6000
NQ	1250	1000	2500	2000
YM	1563	1250	3125	2500
CL	3511	2601	7023	5202
NG	3119	3119	3119	2310
S	3713	3713	3713	2750
W	3281	3281	3281	2430

Why Does Margin Matter?

- Cannot trade without sufficient margin
- Account must be large enough to maintain margin equity after drawdowns
- Example: CL premarket, \$7,023 initial margin
 - 100% probability of 3 losses in a row
 - $\$7,023 + (\$200 \times 3) = \$7,623$
 - 10% probability of 7 losses in a row
 - $\$7,023 + (\$200 \times 7) = \$8,423$
 - 1% probability of 9 losses in a row
 - $\$7,023 + (\$200 \times 9) = \$8,823$

Other Factors for Account Size



Drawdown to Recovery

Table 6-1: Recovery after a Drawdown

Drawdowns	Gain to Recovery
5%	5.3% Gain
10%	11.1% Gain
15%	17.6% Gain
20%	25% Gain
25%	33% Gain
30%	42.9% Gain
40%	66.7% Gain
50%	100% Gain
60%	150% Gain
75%	300% Gain
90%	900% Gain

Other Factors for Account Size

- Intraday drawdowns
- Fundamental changes in the market
- Clusters come in clusters
- Murphy's Law
- Trader psychology
- Lifestyle needs

Lifestyle Needs

- Your region/time zone
- Your job/commitments
- Your risk aversion

Enough Already – Let's Trade!

- How big of an account do I need?
 - Cover margin plus drawdown
 - Short recovery from drawdown
 - Psychologically acceptable
- Our added recommendation:
 - 1% to 2% of account size per trade maximum
 - Can you go higher?

Minimum Account Size

- Minimum account size = the greater of
 - Margin plus drawdown, or
 - Risk per trade divided by maximum risk per trade percentage
 - Safest Formula Overall
- Example: TF, \$300 risk max, \$3,750 margin, 1% drawdown risk \$2,700
 - Margin + Drawdown = $3750 + 2700 = \$6,450$
 - Risk per trade / 2% = $300 / .02 = \$15,000$ (\$30,000 w/ 1% risk)
 - Minimum account size = $\text{Max}(6450, 15000) = \$15,000$
 - Too high? Use smaller risk profile Trade Plans – you can cut this in half

Account Size for Active Swing Trader



- Single contract US equity and interest rate futures – Active Trader Plans are about half these values so use what meets your risk capital situation best

Instrument	Range (Tics)	2% Max Risk	1% Max Risk
ES	5	\$9,375	\$18,750
TF	10	15,000	30,000
NQ	10	7,500	15,000
YM	10	7,500	15,000
US	3	14,063	28,125
TY	3	7,031	14,063

Account Size for Active Swing Trader



- Single contract US energy and agricultural futures

Instrument	Range (Tics)	2% Max Risk	1% Max Risk
CL	10	\$15,000	\$30,000
NG	7	10,500	21,000
S	7	13,125	26,250
W	5	9,375	18,750

Account Size for Active Swing Trader



- Foreign exchange
- As with Futures, can reduce with different Trade Plans that risk less per trade or move your Max Risk percentage higher (3% would reduce 50%) but accept drawdowns

Instrument	Range (Tics)	2% Max Risk	1% Max Risk
EURUSD full	21	\$28,350	\$56,700
EURUSD mini	21	2,835	5,670

Account Size for Active Swing Trader



- Single contract overseas index futures

Instrument	Range (Tics)	2% Max Risk	1% Max Risk
NK	11	\$8,250	\$16,500
FESX	3	EUR 4,500	EUR 9,000
FDAX	18	EUR 33,750	EUR 67,500
FGBM	3	EUR 4,500	EUR 9,000
FGBL	5	EUR 7,500	EUR 15,000

Trading as a Business – Play Time

- Market Analysis
 - What will you trade?
- Financial Projections
 - Can you make money?
- Initial Funding
 - Can you afford to trade?
- Capital Planning
 - How will you grow your trading business?



PREMIER
TRADER
UNIVERSITY

- Premier Trader University will offer a complete trading education *and* killer trading strategies to create well-rounded, financially sustainable “Lifestyle Traders”

A “Lifestyle Trader” is an individual that trades to achieve a desired standard of living

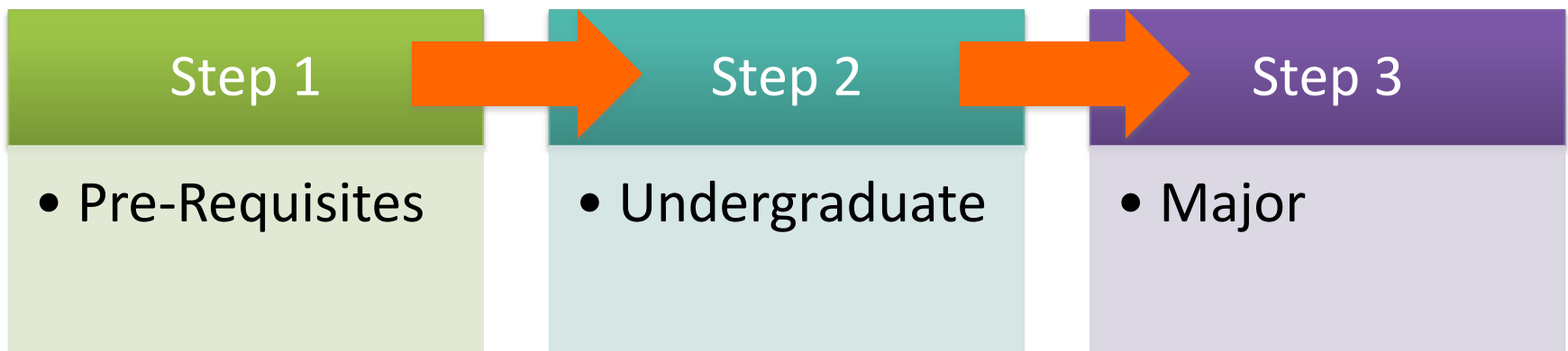
- Whether it’s...
 - An alternate source of income
 - To replace your current day job
 - A ‘backup’ plan in case of financial emergency
 - A skill to pass down to your children

Here's How It Works

- Easy Enrollment
- Start Immediately
- No Delays
- No Lengthy Training

Everyone Is Welcome to Enroll!

Here's How It Works...



*I am still learning.
-- Michelangelo*

Here's How It Works

Pre-Requisites

- Home-Study Format
- Basics & Fundamentals
- Goal: Get Everyone On The Same Page

Undergraduate

- Multi-Day LIVE Market Training
- ***Active Trader Systems!***
- Goal: Learn & Master the Strategies

Major

- Live Training on Your Major
- Tricks & Techniques
- Goal: Tailor Your Strategy and Trade Plan to Your Market

Step 1: Pre-Requisites

- Home Study Format So You Can Learn At Your Own Pace
- Over 16 Hours of Course Material
- Goal: To Get Everyone On The Same Page Before The 1st Undergrad Class
- Pros and Cons of Each Market and Style of Trading
- Brokers (How to Pick, Pitfalls and Things to Avoid)
- Charting (How to Read a Chart, Place a Trade, Shortcuts)
- Platform (Strengths & Weaknesses, Recommendations)

Step 1

- Pre-Requisites

Step 1: Pre-Requisites (Continued)

- Software/Hardware Requirements
- What Is Technical Analysis...
(And Why Do I Need To Know?)
- Introduction to Risk Profiles and
Money Management
- How You Are Your Worst Enemy (Market Mind Games)
And Tactics On How To Deal With It
- Insider Advice On Approaching Trading As A Serious
Business Venture (Which It Is!)

Step 1

- Pre-Requisites

Tell me and I'll forget. Show me, and I may not remember. Involve me, and I'll understand.
-- Native American Saying



Undergraduate

- Multi-Day Online Training (LIVE In The Markets)
- Class Goal: Learn and Master the Strategies
- Access to All 4 PTU Active Trader Strategies
- In-Depth Training On All Strategies
- How To Master Trade Management
- Watching Out For Key Levels
- Which Market Is Right For Me?
- How To Determine My Risk Profile?
- Trade Plan Basics: Creation & Execution
- Practice, Practice, Practice (Simulation/Demo Mode)

Step 2

- Undergraduate

Wherever you see a successful business, someone once made a courageous decision.

-- Peter F. Drucker

Undergraduate (Continued)

Day Trading

- More Time To Trade, People Looking For Full-Time Income
- PTU Active Swing Trader
- PTU Active Trader

Swing Trading

- Busy People, Those With Day Jobs, Pressed For Time
- PTU Active Swing Trader
- PTU Active Trader

You are never too old to set another goal or to dream a new dream.

-- Les Brown

Majors (Futures, Forex, Stocks)

- Specialized, Intensive Class Taught LIVE In the Markets
- Goal: Tailor Your Strategy & Trade Plan To Your Market
- Concentrates on Tips, Tricks & Techniques Specific Major
- Beginner Overview (Market Personality, News, Schedule)
- Advanced Techniques (Adjustments, Risk Profile)
- Access to Top Secret Market-Specific Trade Plans
- Trade Plan Audit and Refinement For Your Market
 - Best Times of Day
 - Calculating Trade Intervals

Step 3

- Major

I'm not afraid of storms, for I'm learning to sail my ship.

-- Aeschylus



Majors (continued)

- **Futures** - E-minis (S&P, DOW, Russell), Crude Oil, DAX, Metals (Gold, Silver), Treasuries & Interest Rates, Agricultural (Corn, Wheat, Soybeans)
- **Forex** - Includes popular pairs: EURUSD, GBPUSD, USDJPY, USDCHF and ‘undercover pairs’ like the EURJPY, USDCAD, NZDUSD, EURAUD, EURNZD etc.
- **Stocks and Options** - High flying stocks such as Apple and Google, Leading ETFs, Key Mid-cap stocks

Step 3

- Major

The only person who is educated is the one who has learned how to learn and change.

-- Carl Rogers

PTU Active Trader Systems

- Critical to Success, Yet Only ONE Piece of the Puzzle
- Tested LIVE in the Markets Using Real Money Over the Past Year
- **FOUR (4) Different 'Never Before Seen' Strategies**
 - PTU Active Swing Trader for Day Trading
 - PTU Active Trader for Day Trading
 - PTU Active Swing Trader for Swing Trading
 - PTU Active Trader for Swing Trading



Schedule of Classes

- Immediately: Pre-Requisite Access Begins
- August 21st: Undergraduate Class Begins
- September 6: Major Programs Begin



TradeStation Scholarship



- Receive **Full Tuition Reimbursement** From TradeStation!
 - Open and fund a new account with TradeStation and get 20% commissions rebates on all trades up to the **Total Amount of Your Tuition Fee**
 - NetPicks is only the 2nd company ever allowed to give this type of financial aid from TradeStation
- **Additionally, TradeStation is offering 180 Days Free *or* up to \$500 in Commission Rebates!**



First 10 Bonus (World-Exclusive)



If You're **One of the FIRST 10 People to Enroll**,
You'll Receive Access to an Invite-Only
Premier Trader University Mastermind!

- NetPicks Premier Trader University **Exclusive**
- You'll Meet For the Purpose of Reinforcing Growth and Success while Offering Support to One Another to Reach New Heights In Each of Your Trading Careers
- Share Tips & Resources, Give Advice, Get Help
- Closed Group **ONLY** For the First 10 PTU Students
(You Can't Even BUY Your Way Into This!)

Recap of What You're Getting

- Pre-Requisite Home-Study Courses..... **\$697.00**
- Multi-Day Undergraduate Program..... **\$1,997.00**
- Market Major of Your Choice..... **\$1,297.00**
Futures, Forex or Stock&Options
- Access to All Active Trader Strategies... **\$5,997.00**
- Student Blackboard, Library and Forum.. **\$497.00**

Recap of What You're Getting

- Live In the Market Trading Room..... **\$597.00**
- Group Coaching Calls and Q&A Session... **\$497.00**
- “White Glove” Customer & Technical Support
- NetPicks TradeStation Special Offer..... **\$500.00**
- TradeStation Scholarship..... **Full Tuition Value!**

Total Value: \$16,076

Tuition



For NEW Customers, Your Tuition Fee Is:

\$3,997

Own the SST, HVMM,
UMT or UTM?

Tuition Fee:

\$2,997

Own the UST, KB, ODST,
or Candlestick Course?

Tuition Fee:

\$3,497

Includes: Pre-Requisite Classes, Undergraduate
Program and Choice of One Major

<http://netpicks.com/enroll>

To Make It Easier On You...



PREMIER
TRADER
UNIVERSITY

For NEW Customers, Your Tuition Payment Plan Is:

**1 Payment Now of \$1,997,
3 Monthly Payments of \$947**

Own SST, HVMM, UMT or
UTM? Payment Plan:

**\$1,497 Now,
\$747 for 3 Months**

Own UST, KB, ODST, or
Candle? Payment Plan:

**\$1,797 Now,
\$797 for 3 Months**

<http://netpicks.com/enroll>

More Questions on PTU?



We're Hosting a Dedicated **Demo & Info Session** to Discuss Every Aspect of the **Premier Trader University** Program!

Thursday, August 9th at 12pm EST

**** Type The Link Below Into Your Browser ****

<http://netpicks.com/ptu>

Q&A (Ask Us Your Questions)



Have Questions on This Presentation?

Type Your Questions Into the ChatBox In Your Webinar Panel!

To Get Started & Enroll Today

**** Type The Link Below Into Your Browser ****

<http://netpicks.com/enroll>

We'd Love To Hear From You



- info@premiertraderuniversity.com
- (855) 788-7881 or (214) 865-6151
- Live Chat Us at:
<http://PremierTraderUniversity.com>

